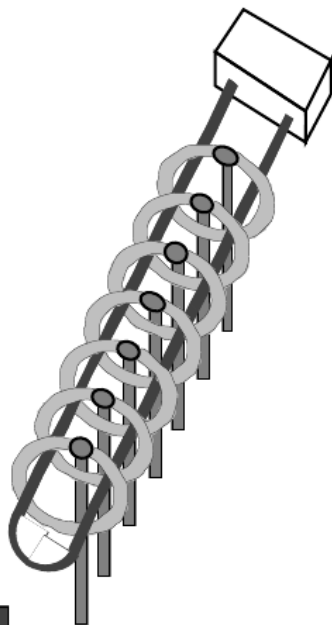
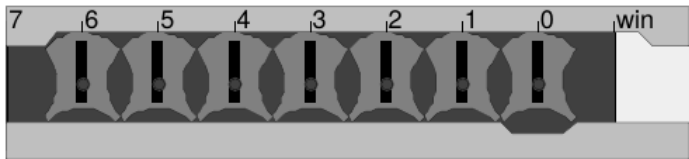


The classic Chinese Rings puzzle comes in a variety of forms. The original version has seven rings linked together by a sliding loop threaded through them. The aim is to remove the loop by manipulating the rings (see right).

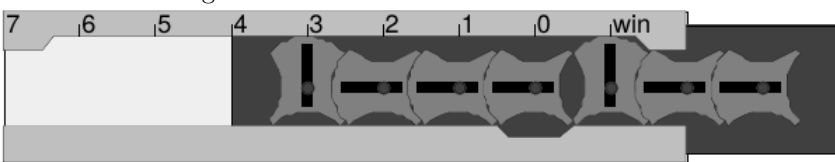


The Original Chinese Rings Puzzle

A modern implementation uses seven disks with specially shaped cut-outs mounted on a slide. The slide can move left and right. The slide can always move left until it reaches its left-most position, shown here:

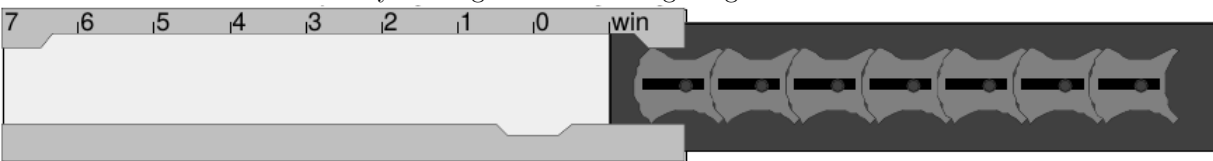


Each disk can be rotated 90°, so the long end of the black bar points either straight up (vertical) or to the left (horizontal). The slide can only move right until a vertical disk hits the end stop under the 'Win' marking:



A disk can be rotated between horizontal and vertical only if it is positioned over the indentation marked '0' and the disk on its right is vertical. The right-most disk can always rotate if it is in position '0' since it has no disk on its right.

The aim is to free the slide by moving it so its left edge aligns with the 'Win' mark:



Your task is to write a program which will take several part-solved puzzles and compute the number of steps needed to move the slide to position 'Win' for each puzzle.

Input

There will be several puzzles in the input file. The first line of the file will contain an integer n specifying the number of puzzles. There will then be n lines, each of the form:

length orientations position

where *length* is an integer indicating the number of disks on the slide, *orientations* is a string of *length* characters from the set {h,v} giving the orientation of each disk from left to right, and *position* is an integer from 0 to *length* specifying the numbered mark which aligns with the left edge of the slide.

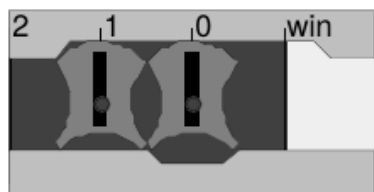
Output

For each puzzle, your program should output one integer on a line which counts the minimum number of steps needed to win the puzzle. A step is either a movement of the slide, one unit left or right, or the rotation of a disk.

Note: On the right, the diagram of the 1st Puzzle

Sample Input

```
2
2 vv 2
7 vhhhvhh 4
```



Sample Output

```
7
357
```